




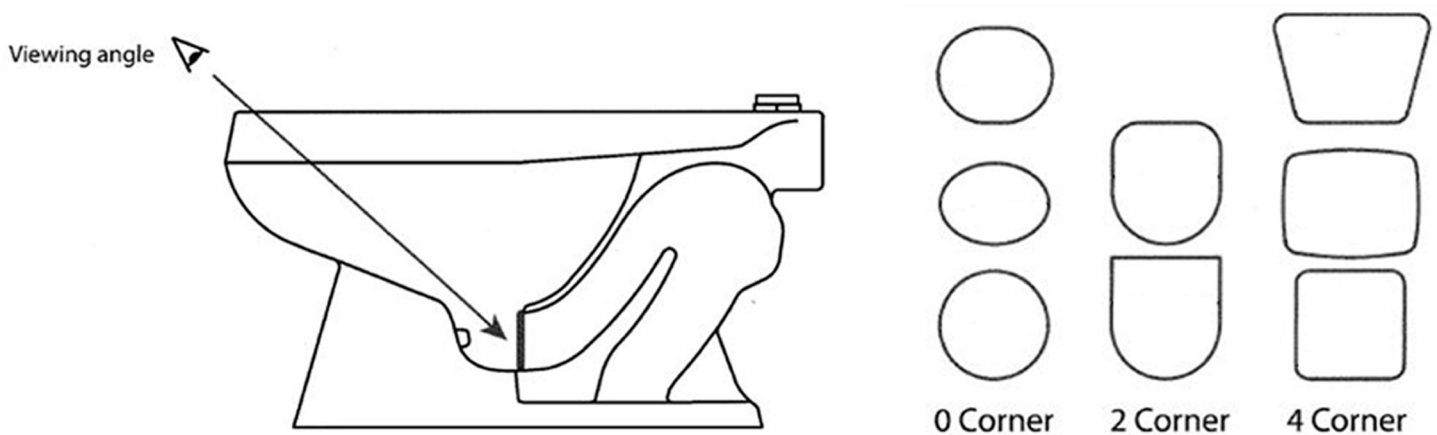
Step 1: Determine Jet Type & Placement. See examples below.

Note that a jet front, 2 corner opening, may have a “step” jet and should be noted

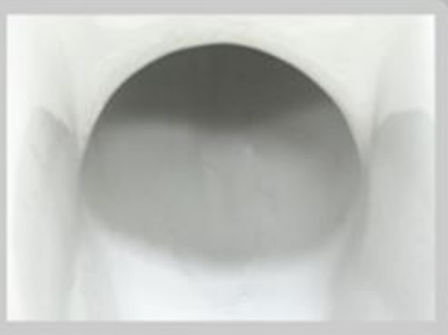


Step 2: Determine if the throat has 0,2, or 4 corners

Please note that. "Corners" need to be pretty prominent to be considered a corner for sizing.




Examples



0 Corners



2 Corners

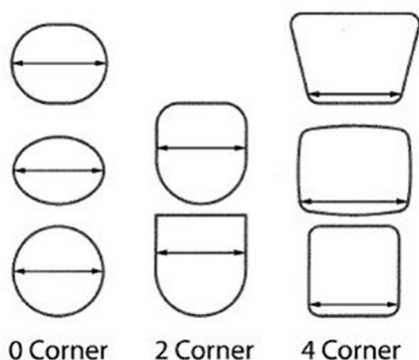


4 Corners


Having trouble determining the number of corners? Send us pictures!

For pictures, we need a front view looking directly at the throat opening, with calm water and no side angle. Having some of the seat/edge of the bowl in the picture helps to give the opening perspective. If it's just zoomed in, we can't really gauge the size of the opening. Please ensure the pictures have good lighting and are high resolution. Send pictures to sales@drainnet.com.

Step 3: Measure the size of the opening using the caliper provided. Place the caliper into the opening as shown.



Where you measure, is determined by the number of corners. The arrow in the diagram below, shows you where to measure.



Read the number at the end of the caliper to determine size. If the caliper is in between 2 numbers always use the smaller of the two.

Step 4: Write down the answers from first 3 steps

(Step 1) Jet Type & Placement: _____

(Step 2) Number of Corners: _____

(Step 3) Size (from caliper): _____

Now use the chart below to determine what Traptex Model Number you need.

Front Jet Placement	Size (from caliper)											
	1	2	3	4	5	6	7	8	9	10	11	12
0 Corners	7110	7110	7110	7110	7110	7111	7111	7111	7112	7112	7112	7113
2 Corners	7120	7120	7120	7120	7120	7121	7121	7121	7122	7122		
2 Corners (Step)	7124	7124	7124	7124	7124							
4 Corners	7115	7115	7116	7116	7117	7117	7117	7118	7118			

Back Jet Placement	Size (from caliper)											
	1	2	3	4	5	6	7	8	9	10	11	12
0 Corners									7130	7130	7130	
2 Corners			7131	7131	7131	7131						
4 Corners												

No Jet	Size (from caliper)											
	1	2	3	4	5	6	7	8	9	10	11	12
0 Corners	7110	7110	7110	7110	7110	7111	7111	7111	7112	7112	7112	7113
2 Corners	7120	7120	7120	7120	7121	7121	7122	7122				
4 Corners	7115	7115	7116	7116	7117	7117	7117	7118	7118			

Traptex Model # : _____
If ordering more than one, list all sizes and quantities needed

Order #: _____

Name: _____ Email and/or Phone: _____

What to do next? After completing this sizing guide, let us know what model # you need.

Send Email to orders@DrainNet.com or fax to: 908-236-0278.

Please include your Traptex Model #, Order Number, and contact info.

Please allow 1-2 weeks to receive your Traptex order.



Customer Service Available to Assist You

For Orders & Customer Service:

Email: orders@DrainNet.com or Call: 1-844-564-9216

Order Online at:

WWW.DRAIN-NET.COM

WWW.DRAIN-TECH.COM